

Main Feature

1. Power Relay in miniature size up to 5A/120VAC capacity.
2. Two poles are designed with Plug-in Terminal for customer's various applications.
3. Complete protective construction is designed for dust prevention.
4. Comply with RoHS and REACH regulations

Contact Rating

Load Type	MRE (DM/DB)	MRE (D)
Rated Load (Resistive)	5A 120VAC	5A 120VAC
	5A 24VDC	5A 24VDC
Rated Carrying Current	5A	5A
Max. Allowable Voltage	AC 120V	AC 120V
	DC 60V	DC 60V
Max. Allowable Current	5A	5A
Max. Allowable Power Force	600VA	600VA
	100W	100W
Contact Material	Ag Alloy	Ag Alloy
Contact Form	DPST	DPDT

Application

Office Equipment, Industrial Control Equipment...etc.

Performance (at Initial Value)

- Contact Resistance 100mΩ Max. @1A,6VDC
- Operate Time..... 20 mSec. Max.
- Release Time 20 mSec. Max.
- Dielectric Strength:
 - Between Coil & Contact..... 1,000VAC at 50/60 Hz
for one minute
 - Between Contacts 500VAC at 50/60 Hz
for one minute
- Surge Strength..... 1,000V (between coil & contact 1.2x50μSec.)
- Insulation Resistance 100 Mega Ω Min. at 500VDC
- Max. On/Off Switching:
 - Electrical..... 6 Cycles per Minute
 - Mechanical 300 Cycles per Minute
- Temperature Range..... -10~+40°C
- Humidity Range..... 45~85% RH.
- Coil Temperature Rise..... 60°C Max.

- Vibration:
 - Endurance 10 to 55 Hz dual
amplitude width 1.5mm
 - Error Operation..... 10 to 55 Hz dual
amplitude width 1.5mm
- Shock:
 - Endurance 1,000 m/S²
 - Error Operation..... 100 m/S²
- Life Expectancy:
 - Mechanical 10⁷ Operations at No
Load condition
 - Electrical 10⁵ Operations at Rated
Resistive Load
- Weight About 18 g

Safety Standard & File Number

- NIL.

Coil Specification (at 20°C)

Coil Sensitivity	Nominal Voltage (VDC)	Nominal Current (mA)	Coil Resistance ($\Omega \pm 10\%$)	Power Consumption (W)	Pull-In Voltage (VDC)	Drop-Out Voltage (VDC)	Maximum Allowable Voltage (VDC)
MRE	6	150	40	Abt. 0.9	80% Maximum	5% Minimum	110%
	9	100	90				
	12	75	160				
	24	37.5	640				
	48	18.8	2,560				

Ordering Information

MRE - 2 12 D M

Contact Form:

Nil: One Form C

M: One Form A

B: One Form B

D: Standard DC

Coil Sensitivity:

Coil Voltage:

06: 6V, 09: 9V, 12: 12V, 24: 24V, 48: 48V

Number of Pole:

2: Two Poles

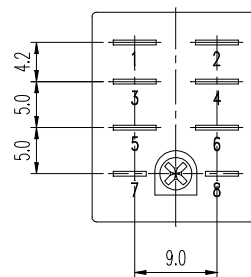
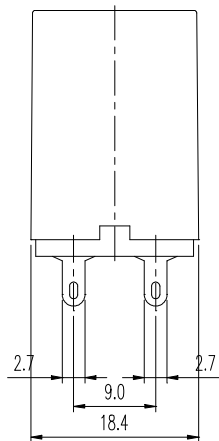
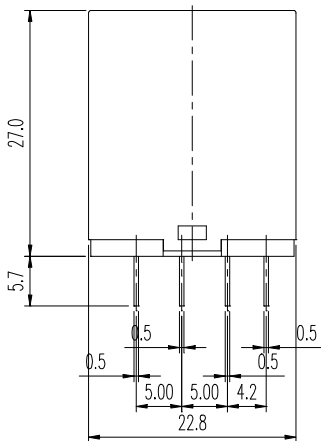
Type:

MRE

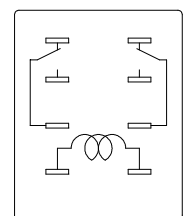
Classification

Model	MRE		
Contact Form	2C	2A	2B
Hand Soldered Type	MRE-S-2□□D	MRE-S-2□□DM	MRE-S-2□□DB

Dimension ($\leq 5\text{mm} \pm 0.2\text{mm}$, $> 5\text{mm} \pm 0.3\text{mm}$, the tolerance of PCB thru hole: $+0.1\text{mm}$)



BOTTOM VIEW



BOTTOM VIEW