


# RUUH/RUDH



## Main Feature

1. High switching current up to 15A in small size.
2. UL, CUL & TÜV safety standard approval.
3. UL Class F insulation available.
4. Highly adapt to harsh condition with high temperature and vibration.
5. Halogen Free series available.
6. Comply with RoHS and REACH regulations



## Contact Rating

Load Type	RUDH (DM/DB)	RUDH (D)	RUUH (DM/DB)	RUUH (D)
Rated Load (Resistive)	12A 120 VAC	12A 120 VAC	15A 120VAC	15A 120VAC
	12A 24 VDC	12A 24 VDC	15A 30VDC	15A 30VDC
	10A 250 VAC	10A 250 VAC	-	-
Rated Carrying Current	12A	12A	15A	15A
Max. Allowable Voltage	AC 250V	AC 250V	AC 250V	AC 250V
	DC 110V	DC 110V	DC 110V	DC 110V
Max. Allowable Current	12A	12A	15A	15A
Max. Allowable Power Force	2500VA	2500VA	1800VA	1800VA
	288W	288W	360W	360W
Contact Material	Ag Alloy	Ag Alloy	Ag Alloy	Ag Alloy
Contact Form	SPST	SPDT	SPST	SPDT

## Application

Domestic Appliances, Office Machines, Audio Equipment, Coffeepot, Control Units, etc.

## Performance (at Initial Value)

- Contact Resistance ..... 100mΩMax. @1A,6VDC
- Operate Time..... 15mSec. Max.
- Release Time ..... 5 mSec. Max.
- Dielectric Strength:  
Between Coil & Contact..... 1,500VAC at 50/60 Hz  
for one minute  
Between Contacts ..... 750VAC at 50/60 Hz  
for one minute  
2,000VAC (Special spec)
- Surge Strength..... 3,000V (between Coil  
& Contact 1.2x50μSec.)
- Insulation Resistance ..... 100 MegaΩ Min. at  
500VDC
- Max. On/Off Switching:  
Electrical..... 6 Cycles per Minute  
Mechanical ..... 300 Cycles per Minute
- Temperature Range..... -30~+70°C
- Humidity Range ..... 45~85% RH.
- Coil Temperature Rise..... 35°C Max.

- Vibration:  
Endurance..... 10 to 55 Hz dual  
amplitude width 1.5mm  
Error Operation ..... 10 to 55 Hz dual  
amplitude width 1.5mm
- Shock:  
Endurance ..... 1,000 m/S<sup>2</sup>  
Error Operation ..... 100 m/S<sup>2</sup>
- Life Expectancy:  
Mechanical ..... 10<sup>7</sup> Operations at No  
Load condition  
Electrical ..... 10<sup>5</sup> Operations at  
Rated Resistive Load
- Weight.....About 12.2 g

## Safety Standard & File Number

- RUDH:  
UL & C-UL.....E141060  
TÜV .....R09352326
- RUUH  
NIL

## Coil Specification (at 20°C)

Coil Sensitivity	Nominal Voltage (VDC)	Nominal Current (mA)	Coil Resistance ( $\Omega \pm 10\%$ )	Power Consumption (W)	Pull-In Voltage (VDC)	Drop-Out Voltage (VDC)	Maximum Allowable Voltage (VDC)
RUUH RUDH	3	150	20	Abt. 0.45	75% Maximum	5% Minimum	130%
	6	75	80				
	9	50	180				
	12	37.5	320	Abt. 0.51	80% Max.		
	24	18.7	1,280				
	48	10.7	4,500				

## Ordering Information

RUDH - SS - 1 12 D M F

Insulation System:

Nil: Standard Class

F: Class F (for RUDH only)

Contact Form:

Nil: One Form C

M: One Form A

B: One Form B

D: Standard DC

Coil Type:

Coil Voltage: 03: 3V, 06: 6V, 09: 9V, 12: 12V, 24: 24V, 48: 48V

Number of Pole: 1: One Pole

Type of Sealing:

SS: RT II Flux Proofed

SH: RT III Wash Tight

Type:

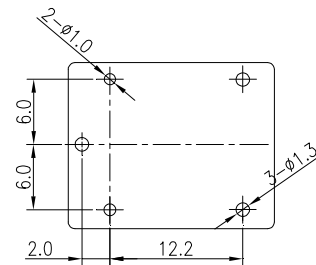
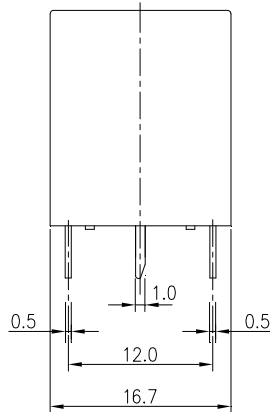
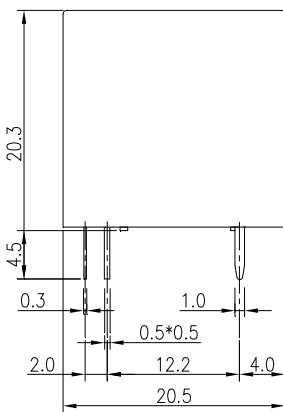
RUDH

RUUH

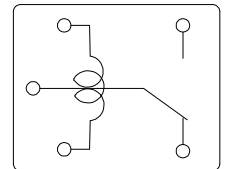
## Classification

Model	RUDH / RUUH		
	1C	1A	1B
Contact Form			
Flux Proofed	RUDH / RUUH -SS-1□□D	RUDH / RUUH - SS-1□□DM	RUDH / RUUH -SS-1□□DB
Wash Tight	RUDH / RUUH-SH-1□□D	RUDH / RUUH - SH-1□□DM	RUDH / RUUH -SH-1□□DB

Dimension ( $\leq 5\text{mm} \pm 0.2\text{mm}$ ,  $> 5\text{mm} \pm 0.3\text{mm}$ , the tolerance of PCB thru hole:  $+0.1\text{mm}$ )



P.C.B. Layout



Bottom View